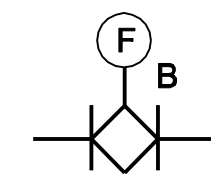
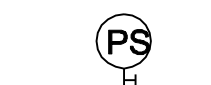
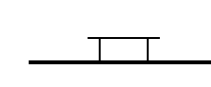
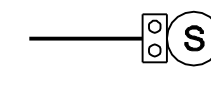
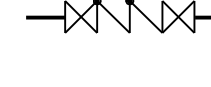
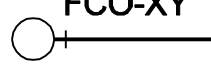





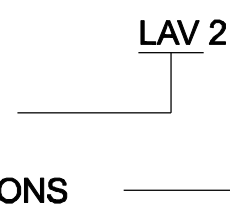


BUILDING SERVICES SYMBOLS

-  FLOW BALANCING FITTING
-  PRESSURE SWITCH
-  HOSE RACK (TYPE AS INDICATED AND SPECIFIED)
-  EYEWASH WITH SAFETY SHOWER (SSH)
-  REDUCED PRESSURE BACKFLOW PREVENTER (RPBP)
-  FLOOR CLEANOUT
X = NO. IN SPECS
Y = T WITH TRAP
Y = P WITH PRIMED TRAP
-  HUB DRAIN
X = NO. IN SPECS
Y = T WITH TRAP
Y = P WITH PRIMED TRAP
-  FLOOR DRAIN
X = NO. IN SPECS
Y = T WITH TRAP
Y = P WITH PRIMED TRAP
-  OVERFLOW DRAIN
X = NO. IN SPECS
-  ROOF DRAIN
X = NO. IN SPECS
Y = ROOF AREA IN SQUARE FEET
-  AREA DRAIN
X = NO. IN SPECS
Y = T WITH TRAP
Y = P WITH PRIMED TRAP

PLUMBING FIXTURE IDENTIFICATION

- | | | |
|-----|-------------------|-----------------------|
| DF | DRINKING FOUNTAIN | |
| LAV | LAVATORY | |
| SH | SHOWER | |
| SK | SINK | |
| SSH | SAFETY SHOWER | EXAMPLE: |
| SSK | SERVICE SINK | |
| WC | WATER CLOSET | FIXTURE LEGEND |
| WH | WATER HEATER | |
| UR | URINAL | NO. IN SPECIFICATIONS |
- 

PLUMBING FIXTURE AND LABORATORY EQUIPMENT SCHEDULE

ITEM	DESCRIPTION	D	V	ARD	ARV	W1	W2	HW	LCW	EWW	COMMENTS
WC-1	WATER CLOSET	4"	2"	-	-	1"	-	-	-	-	
LAV-1	LAVATORY	1 1/4"	1 1/4"	-	-	3/4"	-	3/4"	-	-	
HV-1	HOSE VALVE	-	-	-	-	-	1"	-	-	-	WALL OR COLUMN MOUNTED
HV-2	HOSE VALVE	-	-	-	-	-	1"	-	-	-	RECESSED IN WALL

NOTES:

- MECHANICAL CONTRACTOR IS RESPONSIBLE FOR INSTALLATION, PLUMBING ROUGH-IN, AND FINAL CONNECTION OF PLUMBING FIXTURES, FAUCETS, ETC. MECHANICAL CONTRACTOR SHALL VERIFY ACTUAL ROUGH-IN AND FINAL CONNECTION REQUIREMENTS PRIOR TO STARTING WORK.
- THIS IS A STANDARD LEGEND. THEREFORE, NOT ALL OF THIS INFORMATION MAY BE USED ON THIS PROJECT.

THESE RECORD DOCUMENTS HAVE BEEN PREPARED BASED ON THE INFORMATION PROVIDED BY OTHERS. THE DESIGN PROFESSIONAL HAS NOT VERIFIED THE ACCURACY AND/OR COMPLETENESS OF THIS INFORMATION AND SHALL NOT BE RESPONSIBLE FOR ANY ERRORS OR OMISSIONS WHICH MAY BE INCORPORATED HEREIN AS A RESULT.



CH2MHILL

STAMFORD WATER POLLUTION CONTROL AUTHORITY
SOLIDS DRYING PROJECT

BUILDING SERVICES
PLUMBING LEGEND

VERIFY SCALE	
BAR IS ONE INCH ON ORIGINAL DRAWING.	
DATE	JUNE 2006
PROJ	334058
DWG	G-10
SHEET	B1

01/20/08	RECORD DRAWING	S. LAROCQUE	DR	APVD	B. GACKSTATTER
09/08/06	RE-ISSUED FOR CONSTRUCTION	S. LAROCQUE	CHK	APVD	M. RAHMAN
07/04/06	ISSUED FOR CONSTRUCTION	S. LAROCQUE	REV	APVD	B. GACKSTATTER
06/05/06	FOR FINAL REVIEW/ BUILDING PERMIT	S. LAROCQUE	BY	APVD	B. GACKSTATTER
NO.	REVISION	DATE	BY	APVD	
3					
2					
1					
0					

REUSE OF DOCUMENTS: THIS DOCUMENT AND THE IDEAS AND DESIGNS INCORPORATED HEREIN, AS AN INSTRUMENT OF PROFESSIONAL SERVICE, IS THE PROPERTY OF CH2M HILL AND IS NOT TO BE USED, IN WHOLE OR IN PART, FOR ANY OTHER PROJECT WITHOUT THE WRITTEN AUTHORIZATION OF CH2M HILL. © CH2M HILL 2004. ALL RIGHTS RESERVED.