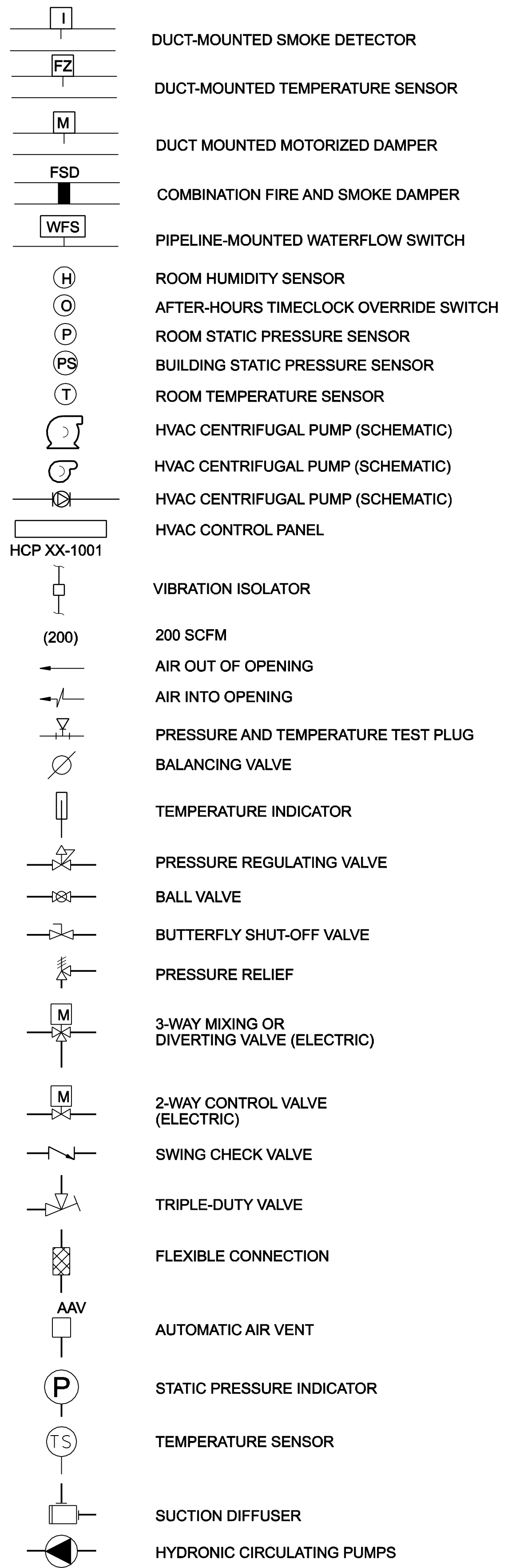
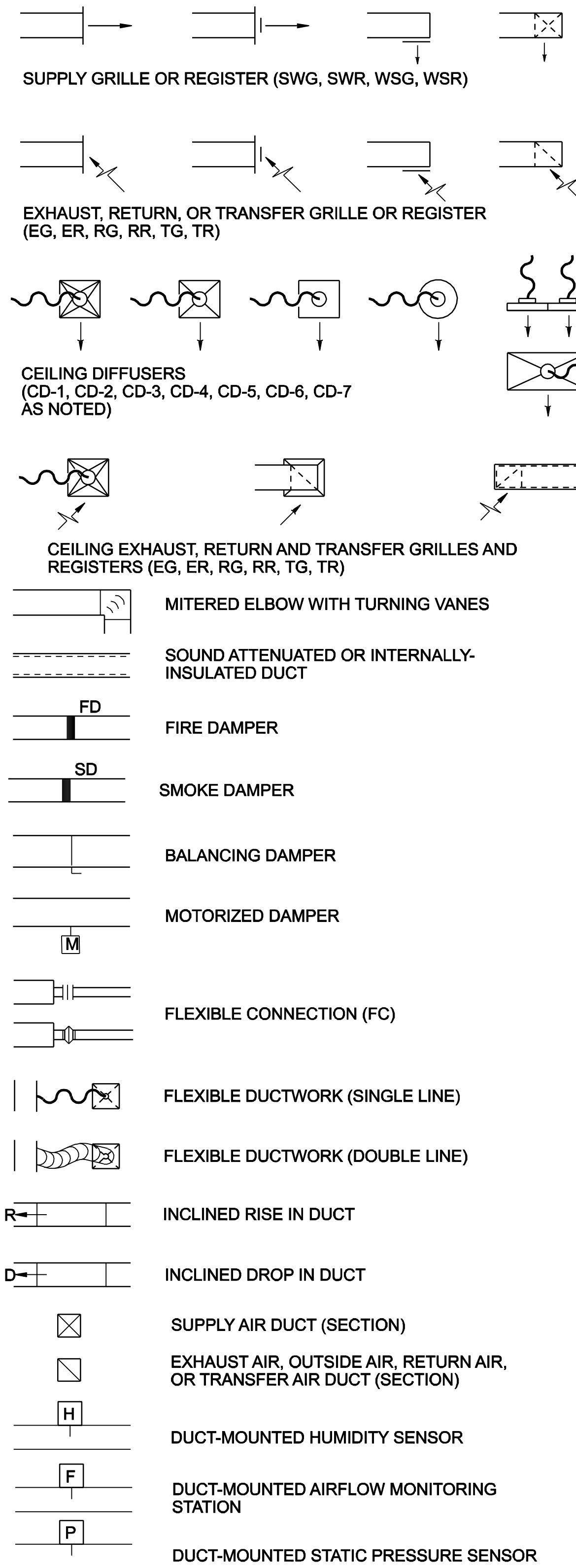


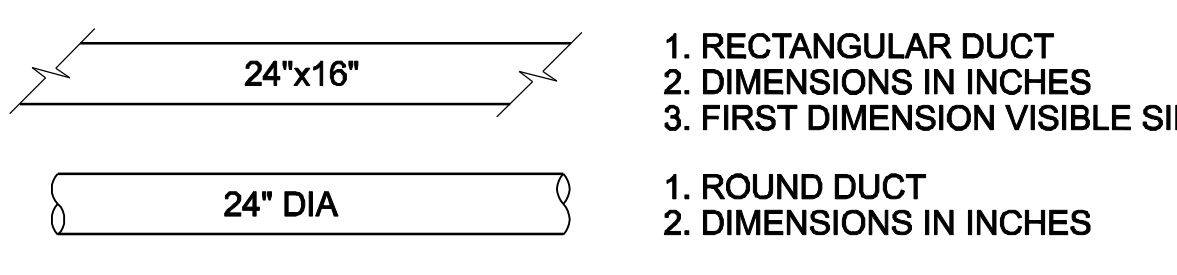
HEATING, VENTILATING, AND AIR CONDITIONING SYMBOLS



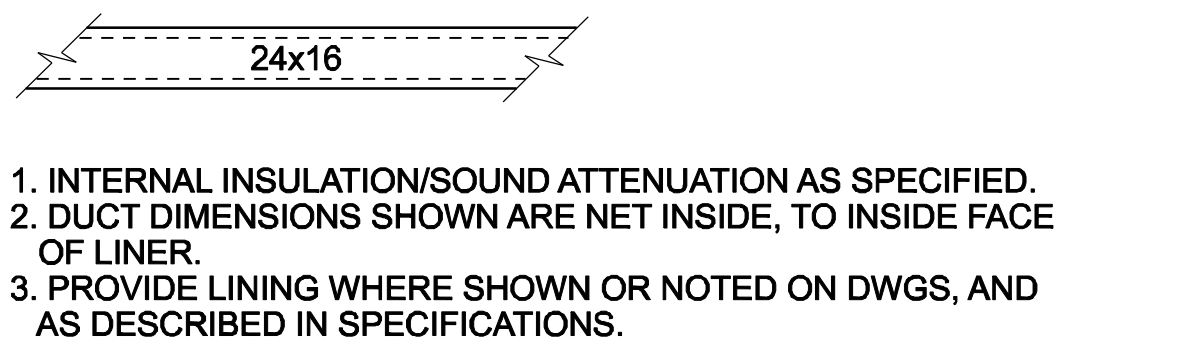
HVAC EQUIPMENT IDENTIFICATION

A	COMPRESSED AIR
ACCU	AIR COOLED CONDENSING UNIT
ACU	AIR CONDITIONING UNIT
AHU	AIR HANDLING UNIT
AS	CENTRIFUGAL AIR SEPARATOR
BD	BALANCING DAMPER
BDD	BACKDRAFT DAMPER (GRAVITY)
BOD	BOTTOM OF DUCT
CBDD	COUNTERBALANCED BACKDRAFT DAMPER (GRAVITY)
CC	COOLING COIL
CCU	CABINET CONVECTOR UNIT
CD	CEILING DIFFUSER
CF	CHEMICAL FEEDER
CH	WATER CHILLER
CHS	CHILLED WATER SUPPLY
CHR	CHILLED WATER RETURN
CHWP	CHILLED WATER PUMP
CRU	CONDENSATE RETURN UNIT
CSU	CEILING-MOUNTED AIR SUPPLY UNIT
CU	CONDENSING UNIT
CUH	CABINET UNIT HEATER
DG	DOOR GRILLE
EA	EXHAUST AIR
EDH	ELECTRIC DUCT HEATER
EF	EXHAUST FAN
EG	EXHAUST GRILLE
ER	EXHAUST REGISTER
ET	DIAPHRAGM EXPANSION TANK
FC	FLEXIBLE CONNECTION
FCU	FAN-COIL UNIT
FD	FIRE DAMPER
FF	FINAL FILTER
FSD	FIRE SMOKE DAMPER
FT	FINNED-TUBE BASEBOARD HEATER
GIV	GRAVITY INTAKE VENT
GRV	GRAVITY RELIEF VALVE
HC	HEATING COIL
HCP	HVAC CONTROL PANEL
HU	HUMIDIFIER
HVU	HEATING AND VENTILATING UNIT
HWS	HOT WATER SUPPLY
HWR	HOT WATER RETURN
MB	MIXING BOX
MD	MOTORIZED DAMPER
ML	MOTORIZED LOUVER
OA	ODOROUS AIR
OBD	OPPOSED-BLADE DAMPER (MANUAL)
OIT	OPERATOR INTERFACE TERMINAL
OSA	OUTSIDE AIR
PCD	PERFORATED CEILING DIFFUSER
PCG	PERFORATED CEILING GRILLE
PCV	PRESSURE-CONTROL VALVE
PHC	PREHEAT COIL
PTS	PITOT-TUBE TESTING STATION
RA	RETURN AIR
RAC	ROOM AIR CONDITIONER
RF	RETURN FAN
RG	RETURN GRILLE
RR	RETURN REGISTER
SA	SOUND ATTENUATOR, SUPPLY AIR
SC	SELF-CONTAINED AIR CONDITIONING UNIT
SD	SMOKE DAMPER
SF	SUPPLY FAN
SG	SUPPLY GRILLE
SR	SUPPLY REGISTER
TAC	TERMINAL AIR CONDITIONING UNIT
TG	TRANSFER GRILLE
TU	TERMINAL UNIT
UH	UNIT HEATER
WACU	WALL-MOUNTED AIR CONDITIONING UNIT

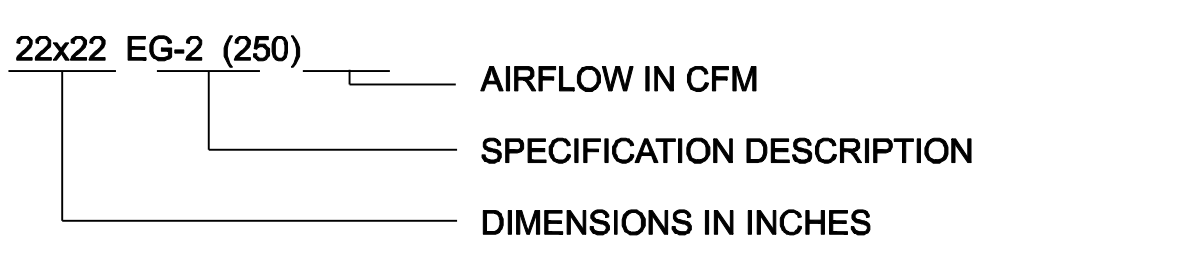
HVAC DUCT IDENTIFICATION



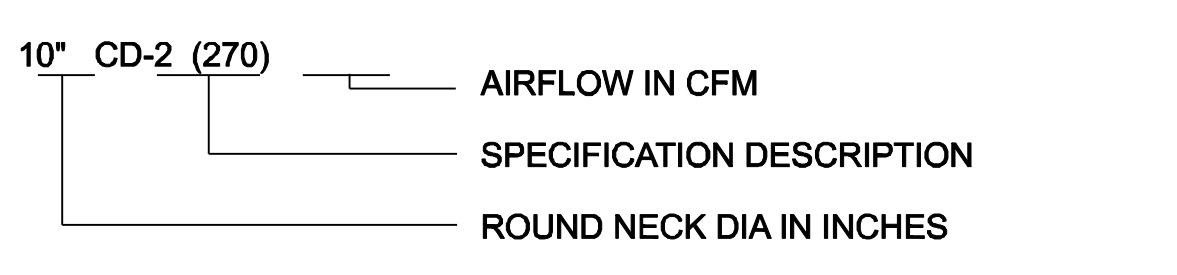
LINED DUCT DESIGNATION



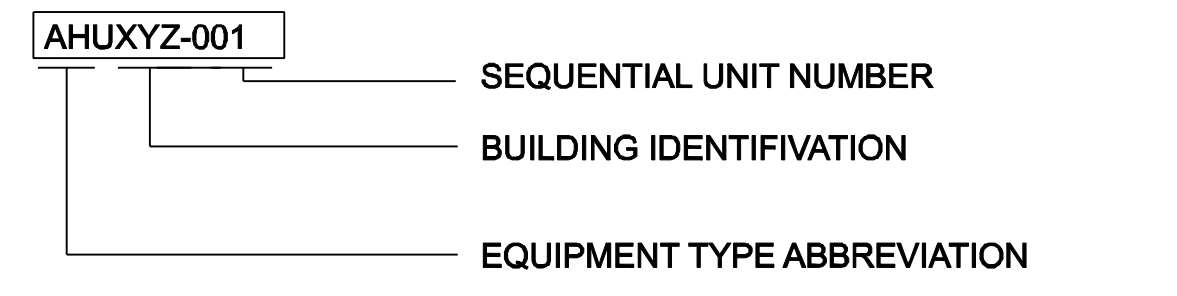
SUPPLY, RETURN, EXHAUST, OR TRANSFER GRILLE/REGISTER IDENTIFICATION



SUPPLY DIFFUSER IDENTIFICATION



HVAC EQUIPMENT IDENTIFICATION



NOTE: THIS IS A STANDARD LEGEND. THEREFORE, NOT ALL OF THIS INFORMATION MAY BE USED ON THIS PROJECT.

THESE RECORD DOCUMENTS HAVE BEEN PREPARED BASED ON THE INFORMATION PROVIDED BY OTHERS. THE DESIGN PROFESSIONAL HAS NOT VERIFIED THE ACCURACY AND/OR COMPLETENESS OF THIS INFORMATION AND SHALL NOT BE RESPONSIBLE FOR ANY ERRORS OR OMISSIONS WHICH MAY BE INCORPORATED HEREIN AS A RESULT.

RECORD DRAWING		REVISION		APVD	
BG	PW	BG	PW	BG	PW
RE-ISSUED FOR CONSTRUCTION		ISSUED FOR CONSTRUCTION		FOR FINAL REVIEW/ BUILDING PERMIT	
01/20/08		09/08/06		07/04/06	
3		2		1	
NO.		DATE		BY	
DSDN		CHK		APVD	
S. LAROCQUE		M. RAHMAN		B. GACKSTATTER	
STAMFORD WPC		STAMFORD WATER POLLUTION CONTROL AUTHORITY		SOLIDS DRYING PROJECT	
BUILDING SERVICES		HVAC		LEGEND	
VERIFY SCALE					
BAR IS ONE INCH ON ORIGINAL DRAWING.					
DATE		JUNE 2006			
PROJ		334058			
DWG		G-9			
SHEET		B0			