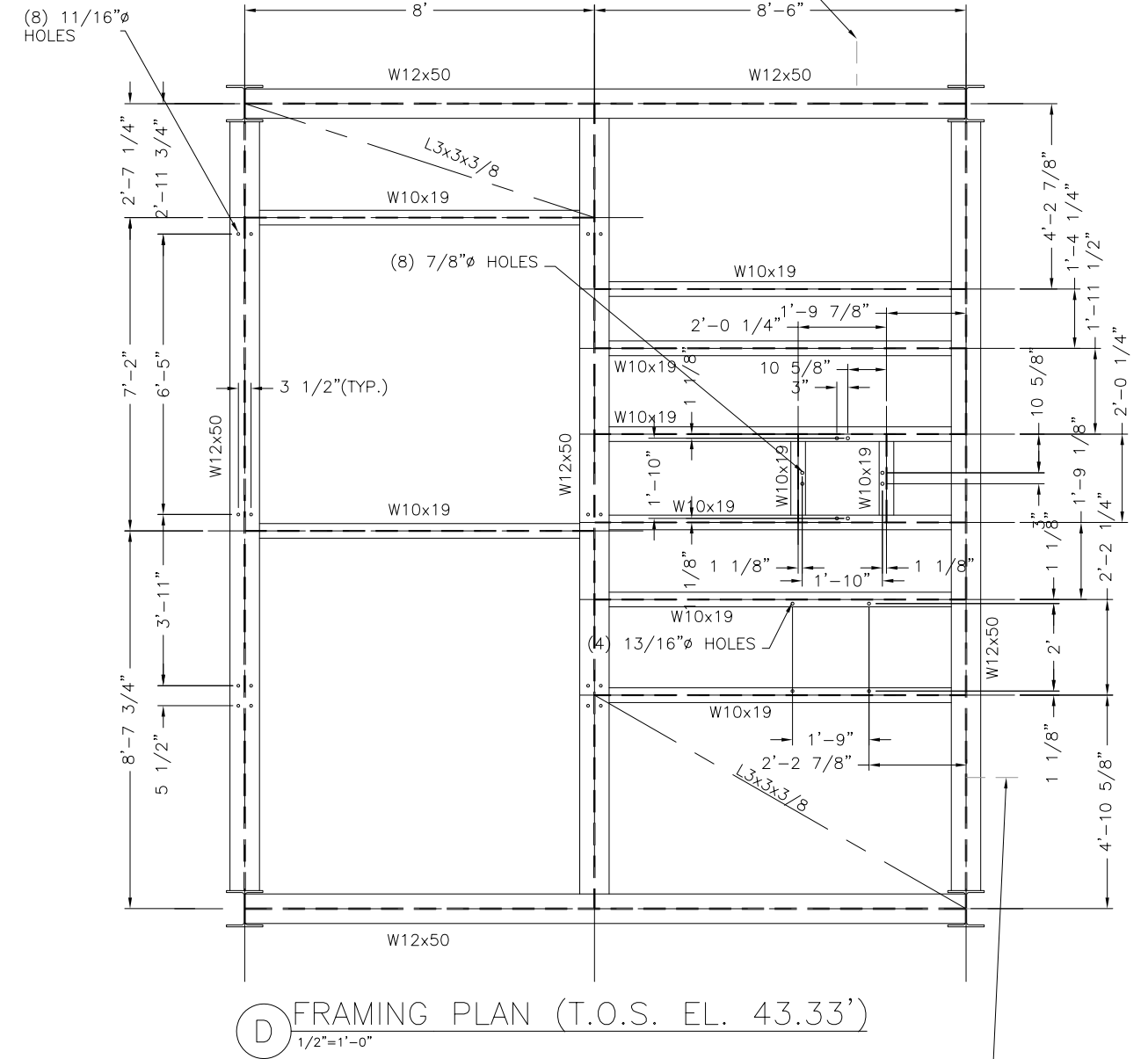
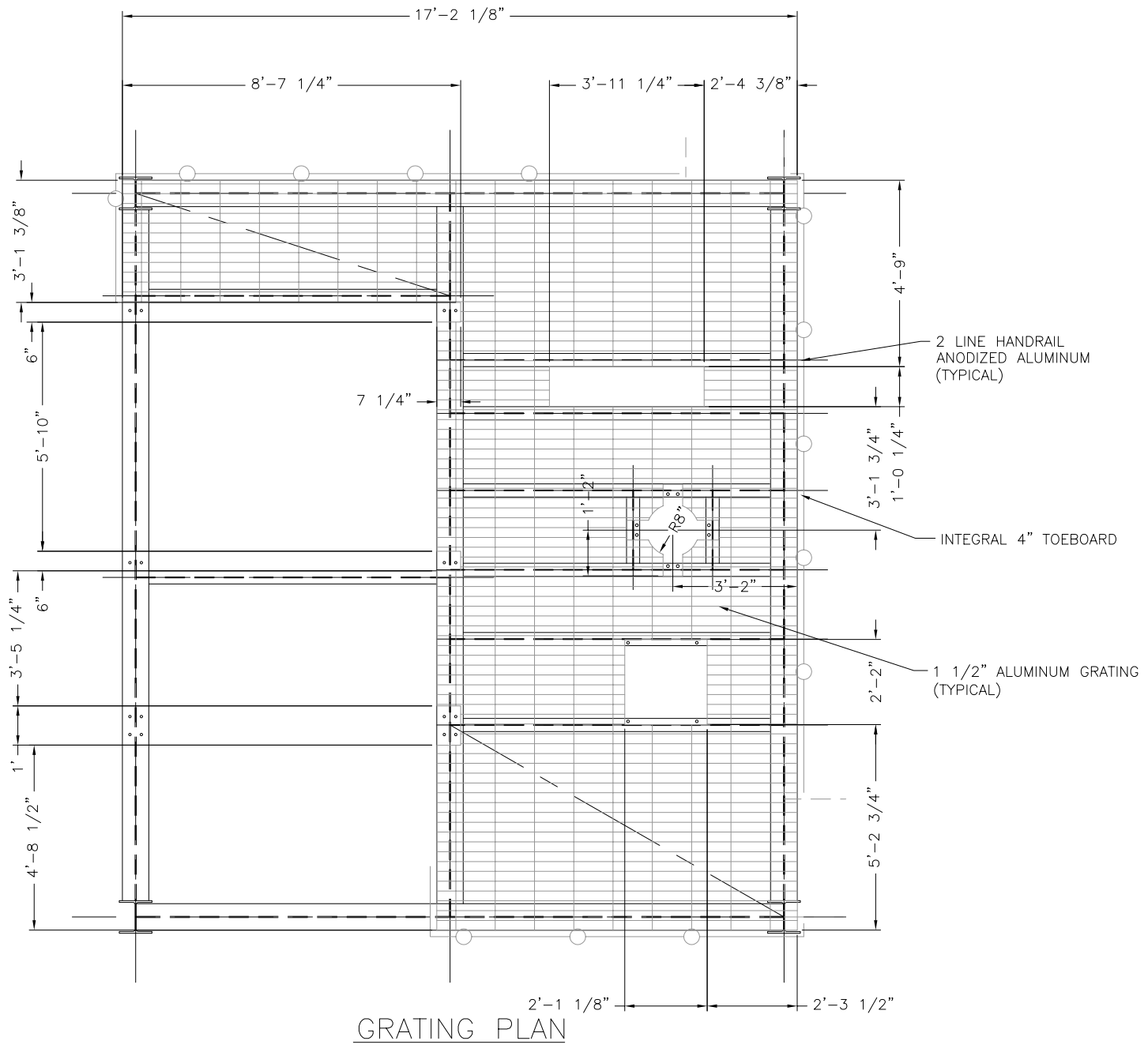
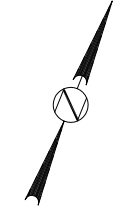


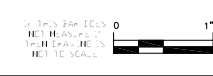
NOTES:
 1. FOR GENERAL NOTES, SEE DWG 1524-200-00



(D) FRAMING PLAN (T.O.S. EL. 43.33')
 1/2"=1'-0"

ACCESS PLATFORM
 SEE DWG 1524-200-07

THIS DRAWING IS COPY RIGHTED
 FOR HIS PERSONAL USE WITHOUT THE SIGNED WRITTEN CONSENT OF ANDRITZ-RUTHNER, INC. IT MUST NOT BE COPIED NOR MADE AVAILABLE TO THIRD PARTIES, INCLUDING COMPETITORS, NOR MADE ACCESSIBLE TO SUCH PARTIES. ANY ILLEGAL USE BY THE RECEIVER OR THIRD PARTIES FOR WHICH HE IS RESPONSIBLE CAN CONSTITUTE A CAUSE FOR LEGAL ACTION. THIS DRAWING MUST BE RETURNED ON REQUEST OF THE COMPANY.



DATE: 05/25/06	DATE: 06/05/06
CHECKED BY: JEN	FOR FINAL REVIEW/BUILDING PERMIT
APPROVED BY:	REVISION
SCALE: 1/2"=1'-0"	0
FILE: 152420005	REV
PROJECT NUMBER: 1524	DATE
DRAWING NUMBER: 200-05	
SHEET 1 OF 1	

CITY OF STAMFORD CONNECTICUT
 SOLIDS DRYING PROJECT
 EQUIPMENT TOWER (200)
 SECTION D-D