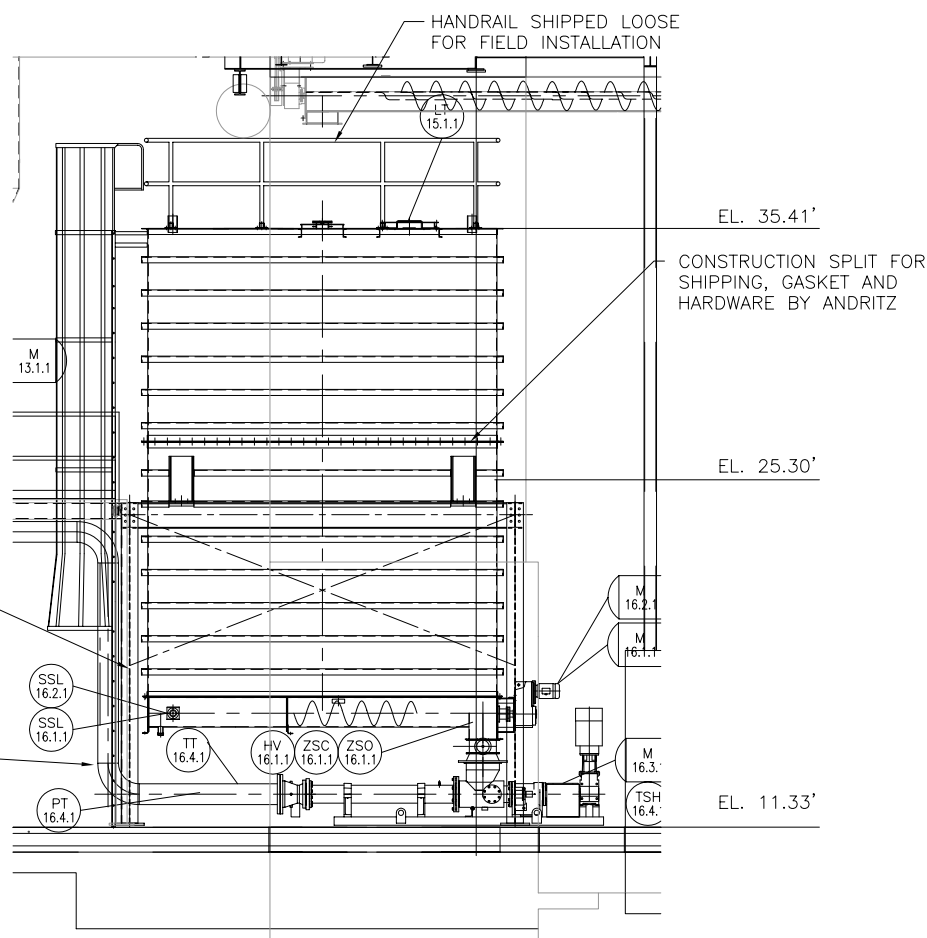
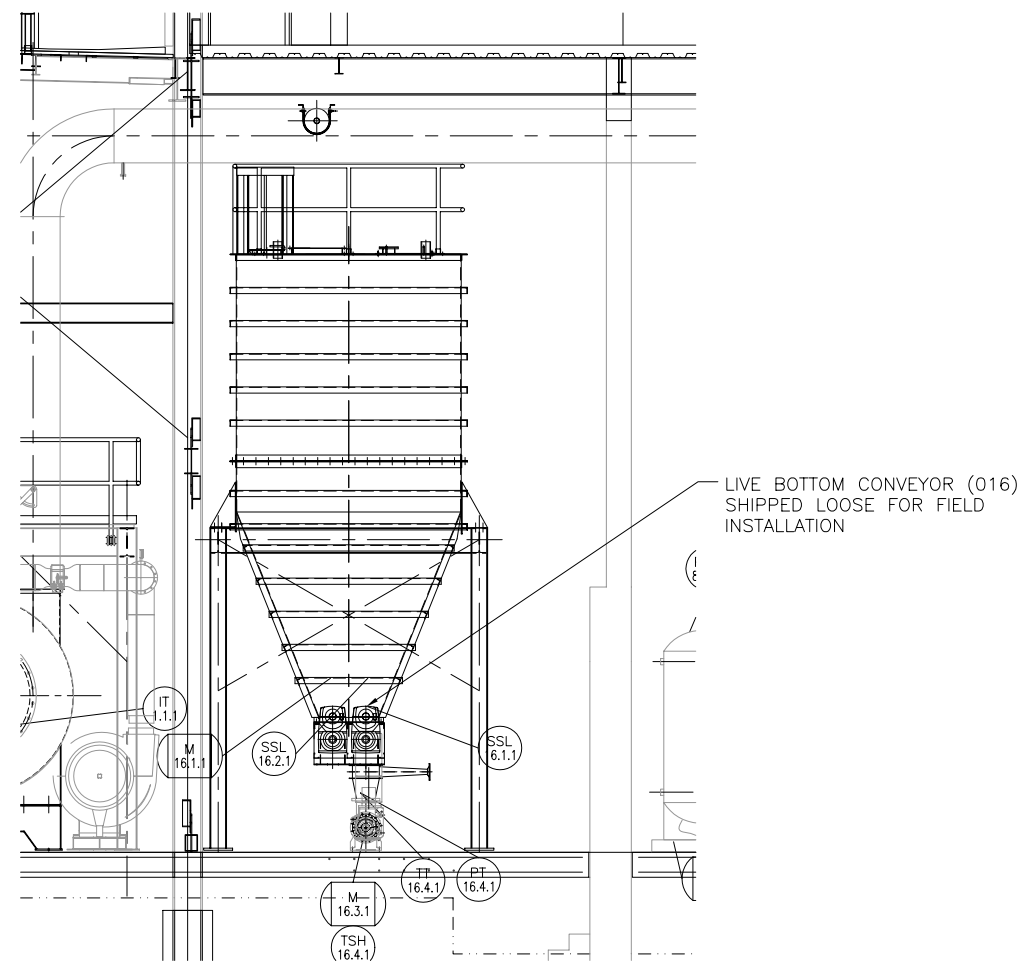


PLAN VIEW



ELEVATION VIEW


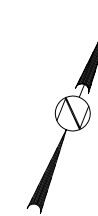


END VIEW

INSTALLATION NOTES:

1. EQUIPMENT CONNECTION JOINTS TO BE GASKETED.
2. GASKETS & HARDWARE PROVIDED BY ANDRITZ.
3. CONTRACTOR TO PROVIDE FILED DIMENSIONS REQUIRED FOR CHUTES AFTER EQUIPMENT IS INSTALLED.

TAG EQP'T 40.002.000



DATE:	12/22/05
DRAWN BY:	JEN
CHECKED BY:	
APPROVED BY:	
SCALE:	1/4" = 1'-0"
FILE:	152401520
REV	0
REV	1
REVISION	FOR FINAL REVIEW/BUILDING PERMIT
DATE	06/05/06
DATE	01/17/07

JOB NAME	CITY OF STAMFORD CONNECTICUT SOLIDS DRYING PROJECT
TITLE	WET MATERIAL BIN (015) INSTALLATION & UTILITIES
PROJECT NUMBER	1524
DRAWING NUMBER	015-20
REV	1
SHEET	1 OF 1

THIS DRAWING IS COPY RIGHTED. THIS DRAWING IS A TRADE SECRET AND ONLY ENTRUSTED TO THE RECEIVER FOR HIS PERSONAL USE WITHOUT THE SIGNED WRITTEN CONSENT OF ANDRITZ-RUTHNER, INC. IT MUST NOT BE COPIED NOR MADE AVAILABLE TO THIRD PARTIES, INCLUDING COMPETITORS, NOR MADE ACCESSIBLE TO SUCH PARTIES. ANY ILLEGAL USE BY THE RECEIVER OR THIRD PARTIES FOR WHICH HE IS RESPONSIBLE CAN CONSTITUTE A CAUSE FOR LEGAL ACTION. THIS DRAWING MUST BE RETURNED ON REQUEST OF THE COMPANY.

