

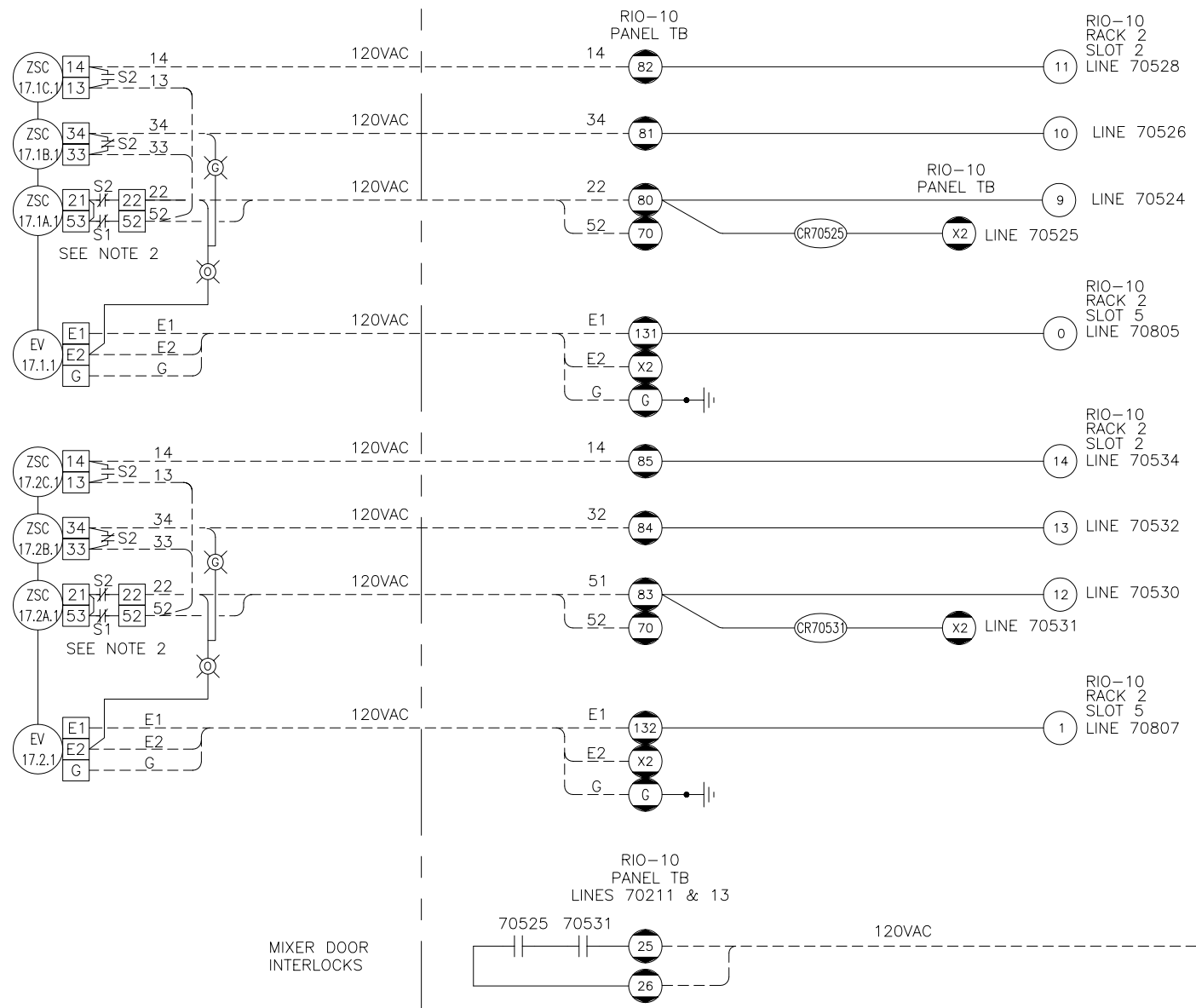
FIELD

REMOTE I/O

MCC BUCKET

PANEL

MIXER DOOR #1 SAFETY SWITCH
 MIXER DOOR #1 SAFETY SWITCH
 MIXER DOOR #1 SAFETY SWITCH
 MIXER DOOR #1 SAFETY SWITCH SOLENOID
 MIXER DOOR #2 SAFETY SWITCH
 MIXER DOOR #2 SAFETY SWITCH
 MIXER DOOR #2 SAFETY SWITCH
 MIXER DOOR #2 SAFETY SWITCH SOLENOID





A

TAG	DESCRIPTION	MANUFACTURER	MODEL NO.	CALIBRATION
ZSC-17.1C.1	POSITION SWITCH	X	X	X
ZSC-17.1B.1	POSITION SWITCH	X	X	X
ZSC-17.1A.1	POSITION SWITCH	X	X	X
EV-17.1.1	SAFETY SWITCH	TELEMECANIQUE	XCS-TE5331	X
ZSC-17.2C.1	POSITION SWITCH	X	X	X
ZSC-17.2B.1	POSITION SWITCH	X	X	X
ZSC-17.2A.1	POSITION SWITCH	X	X	X
EV-17.2.1	SAFETY SWITCH	TELEMECANIQUE	XCS-TE5331	X

NOTES :
 2. FACTORY INSTALLED JUMPER BETWEEN TERMINALS 21 & 53.

THIS DRAWING IS COPY RIGHTED
 FOR HIS PERSONAL USE WITHOUT THE SIGNED WRITTEN CONSENT OF ANDRITZ-
 RUTHNER, INC., IT MUST NOT BE COPIED NOR MADE AVAILABLE TO THIRD PARTIES.
 INCLUDING COMPETITORS, NOR MADE ACCESSIBLE TO SUCH PARTIES. ANY ILLEGAL
 USE BY THE RECEIVER OR THIRD PARTIES FOR WHICH HE IS RESPONSIBLE CAN
 CONSTITUTE A CAUSE FOR LEGAL ACTION. THIS DRAWING MUST BE RETURNED ON
 REQUEST OF THE COMPANY.

RELEASED 12/08/06
 REVISION - 0



DATE:	3/18/06
DRAWN BY:	BB
CHECKED BY:	
APPROVED BY:	
SCALE:	NONE
FILE:	1524EIB26
SIZE:	
REV	0
REVISION	FOR FINAL REVIEW/BUILDING PERMIT
DATE	12/08/06

JOB NAME: CITY OF STAMFORD CONNECTICUT SOLIDS DRYING PROJECT
 TITLE: PELLETIZING TRAIN GROUP 017 LOOP DIAGRAM
 PROJECT NUMBER: 1524
 DRAWING NUMBER: EI-826
 SHEET 2 OF 2

D

C

B

A